



**work
@ble**

"Digital job coaching for disadvantaged people"

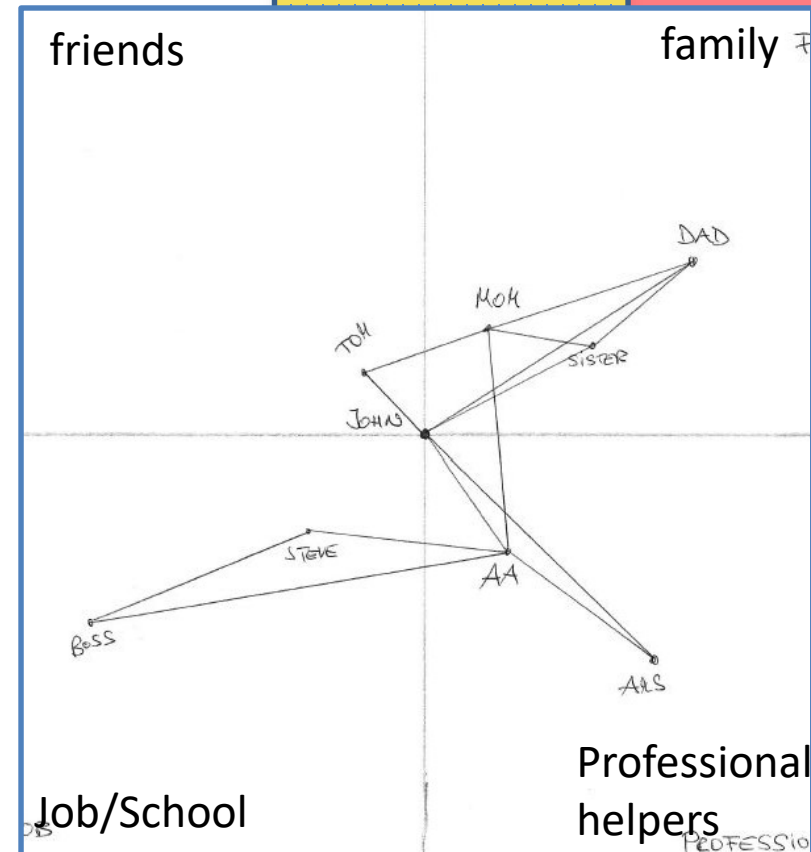
"Network Map"

Objective:

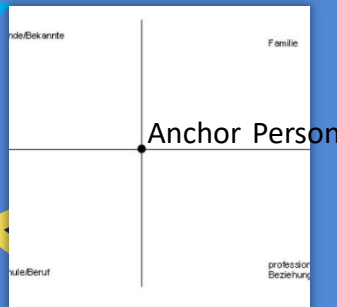
Social inclusion of an anchor person with a focus on support networks

Description

The network map is a diagnostic tool based on a theoretical background. It has the advantages of an imaging procedure, as of an imaging technique, provides extensive interpretative possibilities and at the same time is well suited for cooperative diagnostics. All this makes it a method that is excellently suited for the social workcase management process of job coaches.



01. Start



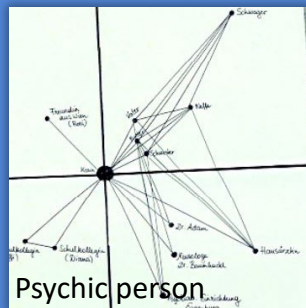
For the creation of the network map an anchor person is chosen, usually the client. This person forms the center of the network. Then the area is divided into 4 sectors: Family, friends, Job/school, professional helpers.

02. Making



In a second step, the people in the social environment are drawn on the map. The more important this person is, the closer the symbol for this person is drawn to the anchor person. If contact exists between two people, they are connected with a line. This creates a network piece by piece, which can vary in the differently pronounced sectors.

03. Interpretation



The interpretation can take place both cooperatively with the clients and as well as in the context of case discussions. It gives hints on network-related strategies of case management (network coaching, network building, deconstruction of dominant or stressful/isolating relationships, support of supporters, etc.).

80 year old: strong familiar network


Psychic person: strong professional and familiar network and a lot of connection between these.

Helpful for



identifying

- Ressources to support the anchorperson, your serviceuser
- ownfield-related intervention strategies



cooperativity

- Cooperative diagnostics facilitates the start of a conversation – a new method to enhance "relationship"



Ask questions

easy-to-understand questions about the client's living environment complement the network by locating further network persons. This also helps you in your anamnesis, for example: who would look after your apartment if you were sick, who do you tell about your hobbies, who helps you with the housework, who do you talk to about work?



Any Question?

Contact: Simon Öhe

Simon.oehe@dafuer.at



"Digital job coaching for disadvantaged people"